



“Monitoring of EU and National Energy Efficiency Targets” (ODYSSEE-MURE 2010)

Kick-Off Meeting

<<SPANISH ENERGY SAVING AND EFFICIENCY ACTION PLAN 2008-2012>>

Madrid, 21-22 June 2010

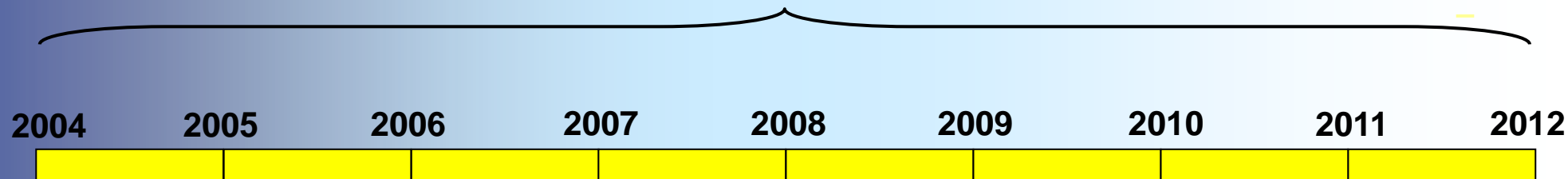
Francisca Rivero
*Head of the Energy Saving and Efficiency
Co-ordination Department
IDAE*



Energy Saving and Efficiency Strategy in Spain 2004-2012

Approved on 28.11.2003

Total savings: 69,950 ktoe



Action Plan 2005-2007
(approved on 8.07.2005)
Total savings 2005-2007: 12,006 ktoe

Action Plan 2008-2012
(approved on 20.07.2007)
Total savings 2008-2012: 87,933 ktoe

Stimulation Plan 2008-2011
(approved on 1.08.2008)
Reinforce the measures and objectives of the Action Plan 2008-2012



ACTION PLAN 2008-2012: GENERAL OBJECTIVES

(approved in Council of Ministers on 20.7.2007)

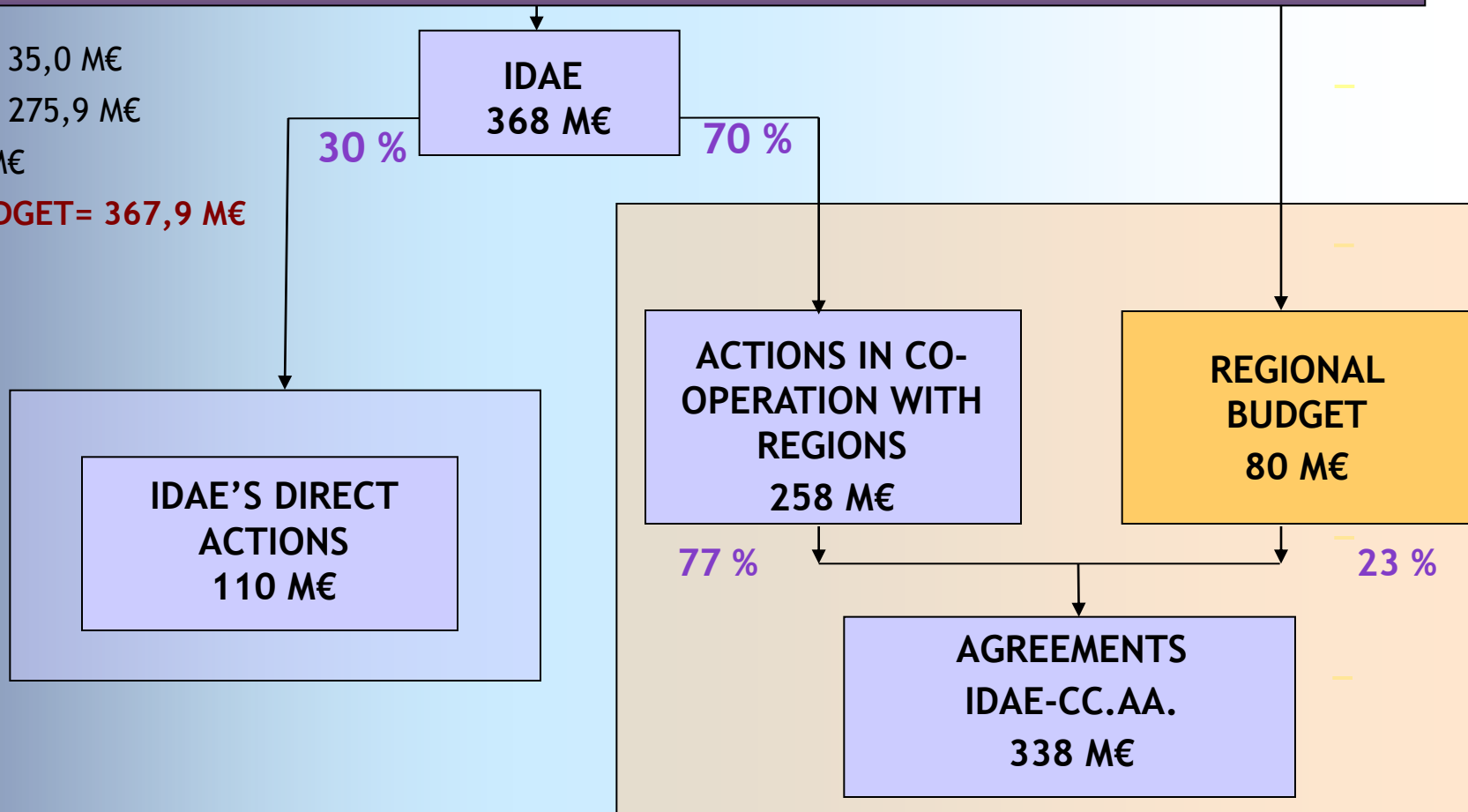
END-USE ENERGY SAVINGS (period)	59,454 ktoe
(% on end-use energy for the year 2006)	(56,2%)
<i>END-USE ENERGY SAVINGS (2012)</i>	<i>16,883 ktoe (12.4 %)</i>
PRIMARY ENERGY SAVINGS (period)	87,933 ktoe
(% on primary energy consumption for the year 2006)	(60.7%)
<i>PRIMARY ENERGY SAVINGS (2012)</i>	<i>24,776 ktoe (13.7%)</i>
INVESTMENTS TO PROMOTE	22,185 M€
PUBLIC AIDS	2,367 M€
AVOIDED EMISSIONS (period)	238.1 MtCO₂
NUMBER OF MEASURES TO BE IMPLEMENTED	43
LEGISLATIVE ACTIONS TO BE DEVELOPED	16



ACTION PLAN 2008-2012: ANNUAL BUDGET = 448 M€

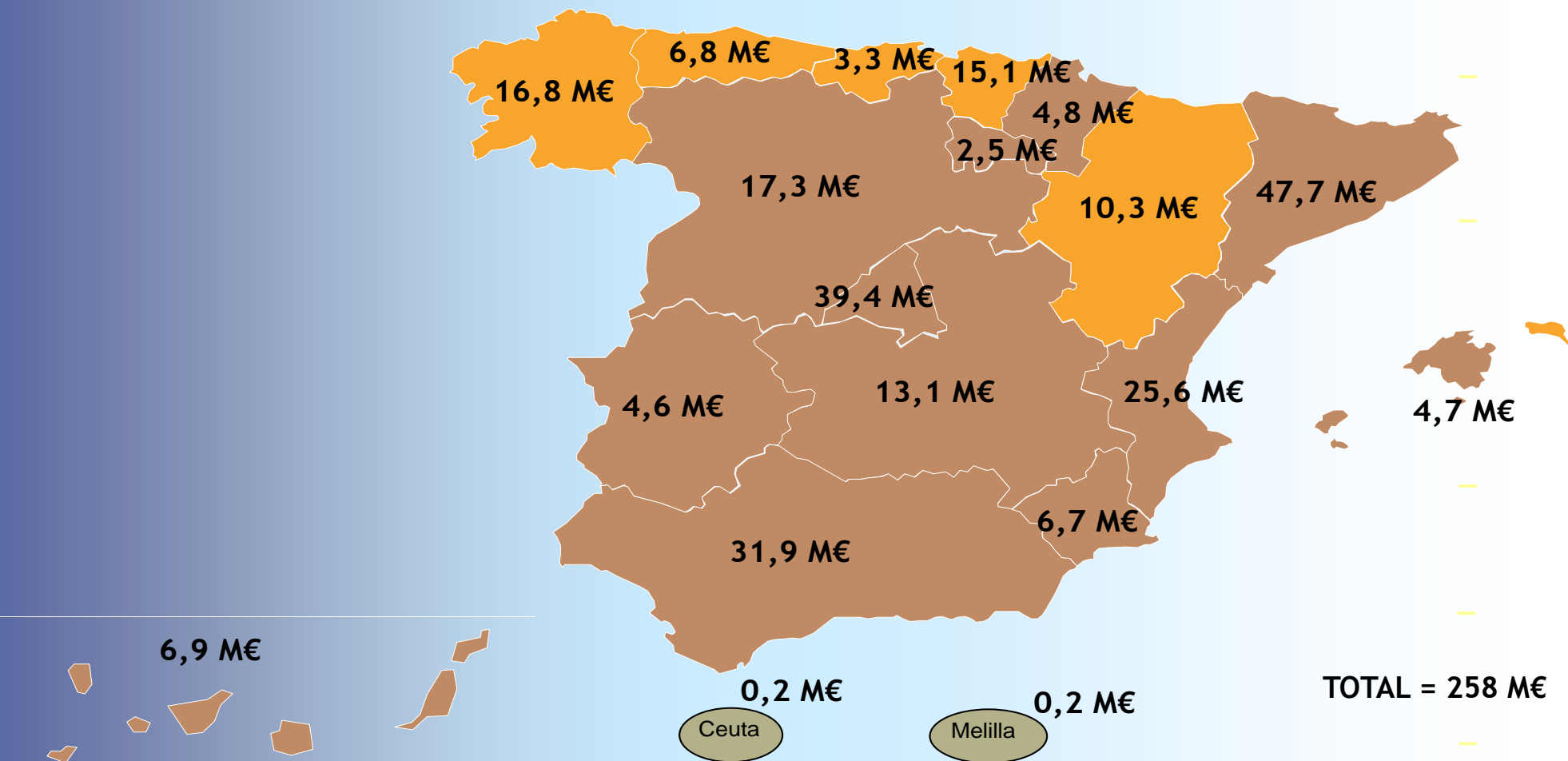
National Budget = 35,0 M€
Electricity Tariff = 275,9 M€
Gas Tariff = 57,0 M€

TOTAL ANUAL BUDGET = 367,9 M€





DISTRIBUTION OF THE FUNDS TO THE AUTONOMOUS COMMUNITIES (ANNUAL AVERAGE)





JOINT ACTIONS WITH THE AUTONOMOUS COMMUNITIES:

PRIORITY MEASURES IN 2008-2012 (to be carried out by the Autonomous Communities):

- 1: *Public Aid Programme* in the industry sector.
- 2: *Urban Mobility Plans*.
- 3: Road Transport Fleet Management.
- 4: Private Car and Heavy Duty Vehicle (Buses and Lorries) Efficient Driving.
- 5: Renovation of the Private Car and Transport Fleets.
- 6: Rehabilitation of the Thermal Envelope of Existing Buildings.
- 7: Improvement of Energy Efficiency in the Thermal Installations of the Existing Buildings.
- 8: Improvement of Energy Efficiency in the Indoor Lighting Facilities in the Existing Buildings.
- 9: *RENOVE* Plan for Electric Appliances.
- 10: Potential Co-generation Development. Public Aids to Non-Industrial Co-generations.



RESULTS OF THE APPLICATION OF FUNDS MADE BY THE AUTONOMOUS COMMUNITIES:

Around **700 M€** (~ 694 M€) applied during the period between 2006 and 2009 in

6 main measures:

- .– *Public Aid Programme* in the Industry Sector = **130 M€**
- .– *Urban Mobility Plans* = **57 M€**
- .– Rehabilitation of the Thermal Envelope of Existing Buildings = **85 M€**
- .– Improvement of Energy Efficiency in the Thermal Installations of the Existing Buildings = **107 M€**
- .– Renewal of Street Public Lighting Facilities = **92 M€**
- .– *Renove Plan* for Electrical Appliances = **223 M€**



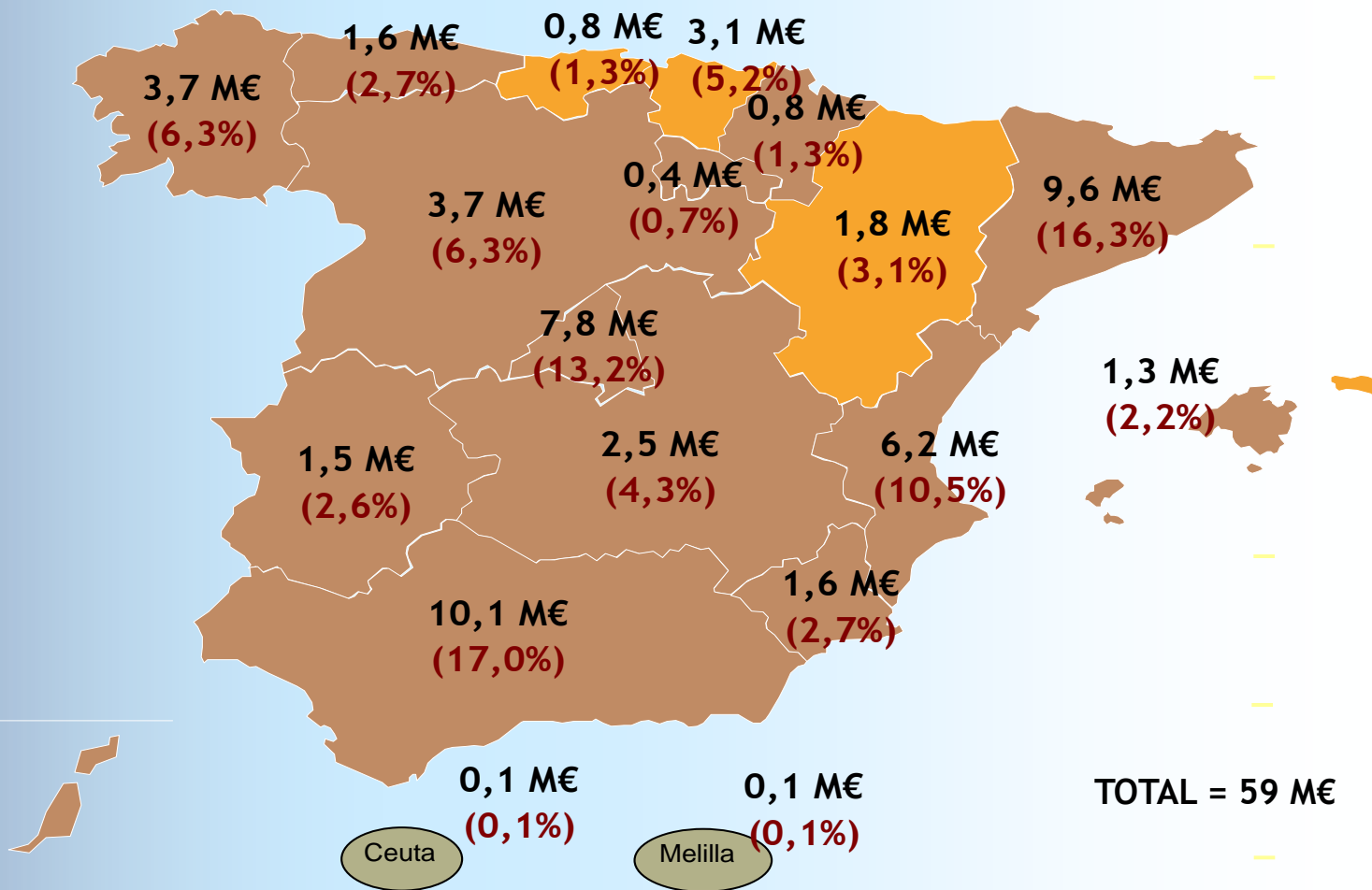
RENOVE PLAN FOR ELECTRICAL APPLIANCES

Success of the *Renove* Plan for Electrical Appliances:

- Over 2,600,000 actions (50% washing machines, 36% fridges, 11% dishwashers and 3% freezers).
- Deeper knowledge on energy efficiency labelling.
- Consideration of the “energy consumption” feature when deciding on a purchase.
- Generalization of A++, A+ and A equipment classes.



DISTRIBUTION OF THE FUNDS FOR *RENOVE* PLAN (ACCORDING –MAINLY– TO NUMBER OF HOUSEHOLDS)





RENOVE PLAN FOR ELECTRICAL APPLIANCES

- Renewal of the more commonly used white goods: refrigerators and freezers, washing machines, dish-washers (progressively others).
- Direct grant for the citizen when buying a white good (75-105 € never over passing 25% of its price).
- Obligation of delivering one old product of the same kind in return, being it necessary to apply the WEE legislation.
- As for other measures in the Action Plan, Regional Government manages the *Renove Plan*, once the agreement is signed up with IDAE.
- Schedule of the Plan, getting into force and special conditions or details, must be set up by Regional Governments.



(PROVISIONAL) RESULTS *RENOVE* PLAN 2006-2009

Year	Fridges	Freezers	Washing machines	Dishwashers
Year 2006				
Replaced units	231.824	19.319	296.220	96.593
Year 2007				
Replaced units	222.088	18.507	283.780	92.537
Year 2008				
Replaced units	240.425	20.035	307.210	100.177
Year 2009				
Replaced units	245.267	20.439	313.397	102.195

Year	Replaced Units	Energy Saving (MWh/year)		Economic benefits derived from energy saving (€/year)	Avoided emissions CO ₂ (t/year)
		Final	Primary		
2006	643.956	188.518	471.295	21.628.675	76.161
2007	616.912	369.119	922.798	42.349.026	149.124
2008	667.848	564.632	1.411.579	64.780.175	228.111
2009 (forecast)	681.298	764.082	1.910.204	87.663.073	308.689
TOTAL (2006-2009)	2.610.014	1.886.351	4.715.876	216.420.949	762.085

Year	RENOVE (€)
2006	52.473.026
2007	50.269.392
2008	54.419.911
2009 (forecast)	55.515.907
TOTAL (2006-2009)	212.678.236



RESULTS OF THE APPLICATION OF FUNDS MADE BY IDAE:

- **Traffic Light Replacement Programme with the new LED technology:**

600 municipalities.

462.300 LED.

Energy Savings = 90 GWh/year.

- **Free distribution of low energy bulbs 2009:**

20.276.976 vouchers distributed to domestic consumers, with the electricity bill (7.254.250 were exchanged: 35.8%).

Energy Savings = 600 GWh/year.

- **MOVELE Project:** introduction in 2009 y 2010 of 2.000 electric vehicles in urban areas (10 M€).

- **IDAE's Institutional communication campaigns ~ 12 M€/year**

- **Energy practical guidebook on efficient and responsible consumption.**

- **IDAE's Direct Aids Programme for Saving and Energy Efficiency Strategic Projects:**

Annual aid package average = 60 - 80 M€ (120 M€ in 2010).

Objective: contribute, with an outright grant, to optimize the energy consumption of the productions systems of industries, of transport firms and of distribution and services firms.

Priority for projects spanning over several years; projects for several regions; *Energy Service Companies* (ESCO). In every case, the innovative nature and greater energy efficiency will be given priority.

The programme mobilises **€600 M per annum** on investments directly related to energy efficiency.



REGULATORY MEASURES ALREADY APPROVED (1/2):

- *Technical Building Code* (RD 314/2006, dated 17th March).
- *Building Energy Certification* (RD 47/2007, dated 19th January).
- Review of the *Regulations on Building Heating Installations* (RD 1027/2007, dated 20th July).
- *Saving and Energy Efficiency Plan of the State's General Administration* (Council of Ministers Agreement dated 20th July 2007)

Saving objective = 9% (2010) and 20% (2016).

(a new Energy Efficiency Plan in the State's General Administration has been approved in December 2009 with the objective of reducing energy consumption by 20% in 2016 in **330 energy-consuming centres (buildings)** of the State General Administration, and also **to boost the market for energy services by increasing the offer and the demand of energy services**, ensuring the growth and feasibility of this market, as proposed in Directive 2006/32/EC).



REGULATORY MEASURES ALREADY APPROVED (2/2):

- Fiscal discrimination in the *Vehicles Registration Tax* according to energy efficiency and CO₂ emissions by covered kilometre (exemption for those under 120 gCO₂/km).
- Regulation in support of high efficiency cogeneration. Directive Transposition.
- Decree on Energy Efficiency on Street Public Lighting (RD 1890/2008, dated 14th November).
- Positive discrimination in the *Renove* Plan for the tractors having a better energy efficiency label.



OTHER ACTIONS: FISCAL MEASURES

Fiscal discrimination in the *Vehicles Registration Tax* according to energy efficiency and CO₂ emissions by covered kilometer.

New tax rates:

0% on the market price for vehicles with emissions ≤ 120 gCO₂/km.

4.75% for vehicles with emissions between 120 and 160 gCO₂/km.

9.75% for vehicles with emissions between 160 and 200 gCO₂/km.

14.75% for vehicles with emissions above 200 gCO₂/km.

Results:

In comparison to the first quarter of 2007, in 2008 the market share of low emissions vehicles (≤ 120 gCO₂/km) registered during the same period of time has increased from 12% to 19% (29% of relative increase). This figure is equivalent to the whole fall observed within the two categories of vehicles with higher emission rates (more than 160 g CO₂/km).



CONCLUSIONS

- The Action Plan will suppose a saving of 90 Mtoe, avoiding the emission of 238 MtCO₂ to the atmosphere.
- Investment mobilization of around 22,185 M€, assigning 2,367 M€ of public support to focus in seven sectors: *Industry, Transport, Buildings, Households Equipment, Public Services, Agriculture and Fishing and Cogeneration*.
- Six of the measures included in the Plan, cover more than 75% of the applied funds.
- *Renove* Plan for Electric Appliances success: as many as 2,600,000 electric appliances were replaced, the offer of efficient equipments becoming widespread and making the energy labelling system better known to the public.
- For the fourth consecutive year, the energy intensity fell in Spain in 2008 by around 4.6%, compared to 2007. The decrease from 2005 is around 11.9%. The policies of saving and energy efficiency implemented by the Spanish Government have everywhere been decisive.



THANK YOU FOR YOUR ATTENTION

mfrivero@idae.es

www.idae.es

